


STANLEY®

LED FLOOD LIGHT

SXIMFLO4-300W6K



LED luminaire for outdoor floodlights, slim, modern and resistant design, aluminum chassis, uniform light projection, reduces energy consumption and maintenance costs, surface mounting with metal bracket. The luminaire includes a breather valve that dissipates moisture.

FEATURES

- Powerful and ideal for working at heights
- IP 65
- No UV emissions
- High uniform lighting

APPLICATION

- Residential
- Sidewalks
- Squares
- Airport
- External Perimeter
- High Altitudes



IP 65



SPECIFICATIONS

Model	Power	Light Tone	Luminous Flux	Dimensions (LxWxH)	Use
SXIMFLO-300W6K	300W	6000K	30000Lm	485x315x25mm	Indoor / Outdoor

OPTICAL DATA

Type of Distribution	Direct Symmetrical
Beam Angle	110°
Connector	Plastic Injected Connector
Life Span	50 000 Hrs

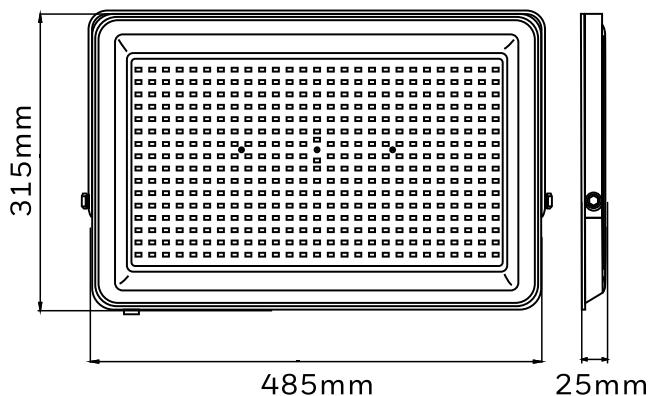
PHYSICAL DATA

Finish	Black
Protection Level - IP	IP65
Type of Installation	Wall or Ceiling Mount
Body Frame	Aluminium
Optical Material	Tempered Glass

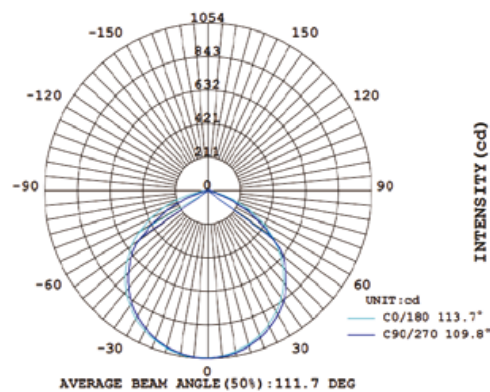
ELECTRICAL DATA

Power Selectable	NO
Operating Voltage	100-277 V
Frequency	50-60 Hz
Power Rating	>0.90
CRI	80
Dimmable	NO

DIMENSIONS



LUMINOUS INTENSITY DISTRIBUTION



THE MEASURE OF A PRO™